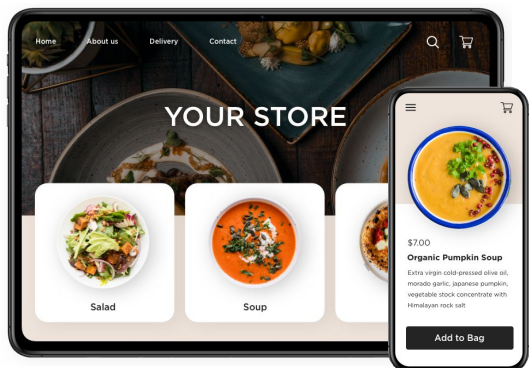




# Restaurant Guide

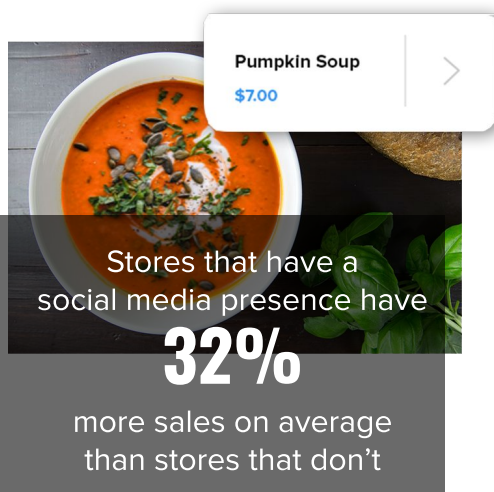


Take your restaurant business online and keep your business up and running. It's fast and simple to add your menu, set up online ordering, and select delivery and pickup options.



### Everything you need to take your business online

- Create a website or add a store to any existing site
- Set up scheduled curbside pickup
- Choose from a variety of delivery options
- Sell gift cards for future use
- Offer discount coupons to drive sales
- Sync with point-of-sale to manage all orders at once
- Manage orders on-the-go with a mobile app
- Increase profits with zero transaction fees

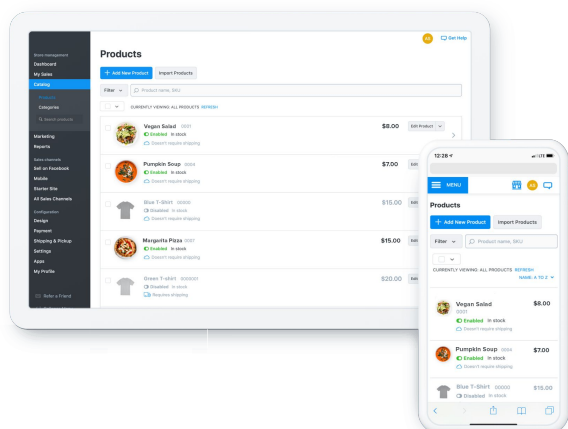


### Plus, a variety of new ways to reach customers

- Share your products on Facebook and Instagram
- Set up automated ads on Facebook and Google
- Create and sell branded merchandise via Printful App
- Live chat with customers via Facebook Messenger

### Get started ASAP with the easy-to-follow setup wizard

1. Create a website or add a store to your existing site
2. Add menu items
3. Select payment methods
4. Add delivery and pickup options
5. Customize your store theme and order confirmations



## Setting Up Your Restaurant

You can see these steps in more detail in our [Help Center](#)

1. Create an account
2. [Create a website](#) or [add a store to an existing site](#)
3. [Add menu items](#) as products in the store under Control Panel → Catalog → Products
  - Tips for restaurants during COVID-19:*
    - Consider unique offerings like boxed lunches, meal prep kits, or basic ingredients.*
    - Sell digital gift cards for future use.*
    - Create a “product” called Gratuity and set different tip amounts as product options.*
4. Add payment options, including online and offline methods, under Control Panel → Payments
5. Add delivery and/or pickup options in the Control Panel under Shipping & Pickup, like:
  - [Curbside pickup](#)
  - [Free delivery](#)
  - [Free delivery over a certain amount](#)
  - [Delivery zones with variable rates](#)
6. Customize the design, including:
  - Change the style and layout under Control Panel → Design
  - Customize the checkout page under Settings → General → Cart & Checkout
  - Personalize order confirmation emails under Settings → Mail
7. Spread the word on [social](#)
8. Start taking online orders and manage them under Control Panel → My Sales → Orders

## Useful Features

### Instant Site

If you don't already have a website, our Instant Site gives you a free single-page site. You can select from dozens of design templates and get your website up and running ASAP.

### Customizable Menus

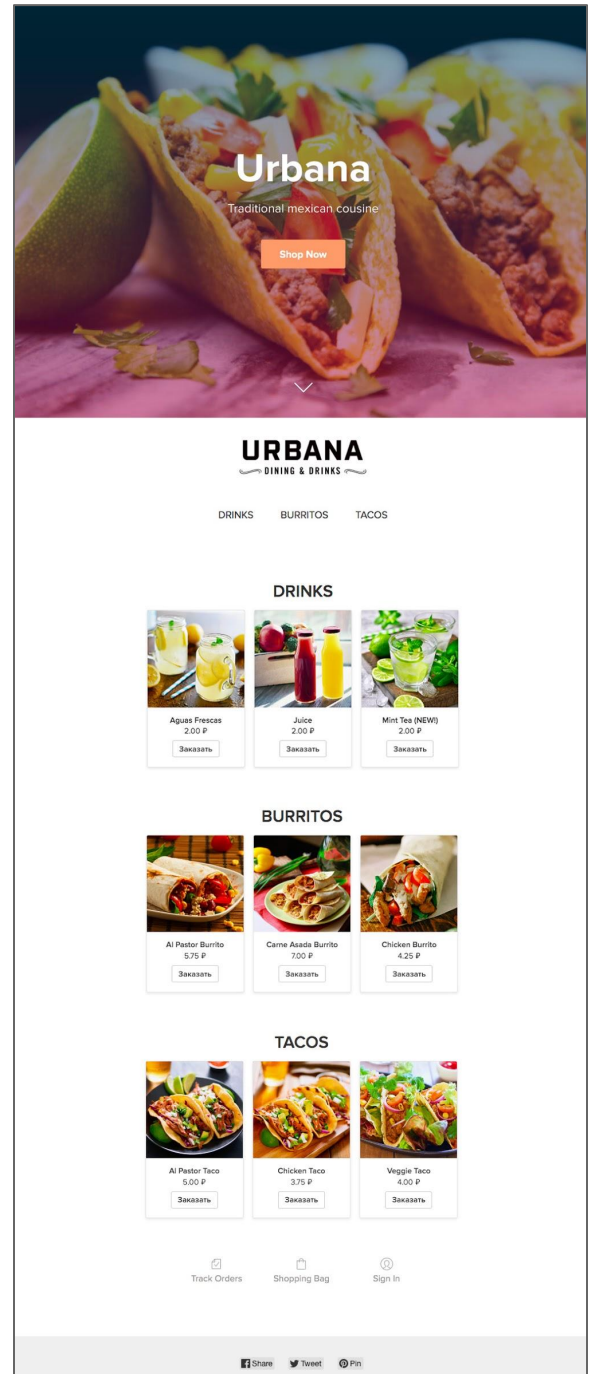
Display your menu as a single-page catalog, with custom categories and square images to make it easier for customers to view all of your offerings.

### Curbside Pickup

With in-person dining restrictions in place, you can offer convenient curbside pickup. Set your hours and fulfillment times so customers know when to pick up their order, and even set up different options for multiple locations.

### Delivery Options

You can select from a variety of options including free delivery, free delivery over a certain amount, and variable rates depending on preset delivery zones.



## Useful Features

### **Gift Cards**

A frequent suggestion for supporting small businesses right now is to purchase gift cards. You can enable online gift cards in any amount. When a customer purchases, they'll automatically receive an email with their unique redemption code.

### **Discount Coupons**

If you are on one of our premium plans, you can enable discount codes to encourage customers with special offers like a percentage or fixed value off of their purchase, free delivery, or a combination of the two.

### **Square Point-of-Sale**

Integration with Square POS makes it easy to keep track of orders across in-person and online channels. Existing Square users can automatically import their menu to their store, and vice versa.

### **Social Sharing**

It's easy to publish and promote products on social networks like Facebook and Instagram, so you can attract new customers and tempt them with mouth-watering images.

### **Branded Merchandise**

Give customers a new way to support you right now with branded merchandise. Our integration with the Printful app means you can upload a logo or design, select the Printful products you want to sell, and then relax as Printful prints and ships customers' orders.

### **Zero Transaction Fees**

We don't charge transaction fees, so you retain more of your profits - especially helpful in light of the high fees from most third-party delivery services